

Featured American Made Products

# nu way Rents

Spring 2026  
Effective February 19, 2026

**St. Louis**

(314) 544-1214 (800) 542-1214

**Jefferson City**

(573) 893-8786 (800) 345-9154

**Jackson**

(573) 204-0100 (800) 599-9154

**Wentzville, MO**

(636) 327-8877 (888) 999-6883

**Troy, IL**

(618) 288-3400 (888) 315-1100

Visit Us at [nuwayrents.com](http://nuwayrents.com)

**Monday - Friday 7am - 5pm, Saturday 8am - 12pm**

## MINI Bobcat

### MT100 Mini Track Loader

- Kubota 3 Cylinder Engine
- 1000 Lb. Rated Operating Capacity
- 36" Width



#### Rental Rates

1 Day	\$225
Weekly	\$725
Monthly	\$1825

### RT-40 Compact Track Loader



- 37.5 HP Diesel Engine
- 48.5" Width
- 1330 Lb. Operating Capacity




#### Rental Rates

1 Day	\$250
Weekly	\$875
Monthly	\$2185

## Genie

A TEREX COMPANY



**GS1930**  
Starting At \$95  
1 Day

Articulating and Boom Lifts Available

**GS2632**  
Starting At \$115  
1 Day

## Light Towers and Towable Generators

From 2,500W To 56,000W



Distribution Panels Available

**Allmand**  
Established 1938

The Power To Supply Your Jobsite Needs Big Or Small  
Call For Sales Or Rental

## Nu-Ply Forming System

Form Layout For Commercial And Residential Jobs

- Call for sales or rental
- 3' To 9' Forms Available
- Rental purchase options available



Delivery Available To Your Jobsite

## Bobcat

**\$305<sup>00</sup>**  
1 Day

**E35 PACKAGE**  
BOBCAT  
BUCKET  
TRAILER

**T66 PACKAGE**  
BOBCAT  
BUCKET  
TRAILER

**\$319<sup>00</sup>**  
1 Day



## BILJAX

Haulotte

### 36' Trailer Mounted Work Platform

- 43.5 ft. working height
- 500 lb. capacity
- Electric and Gas powered

#### Rental Rates

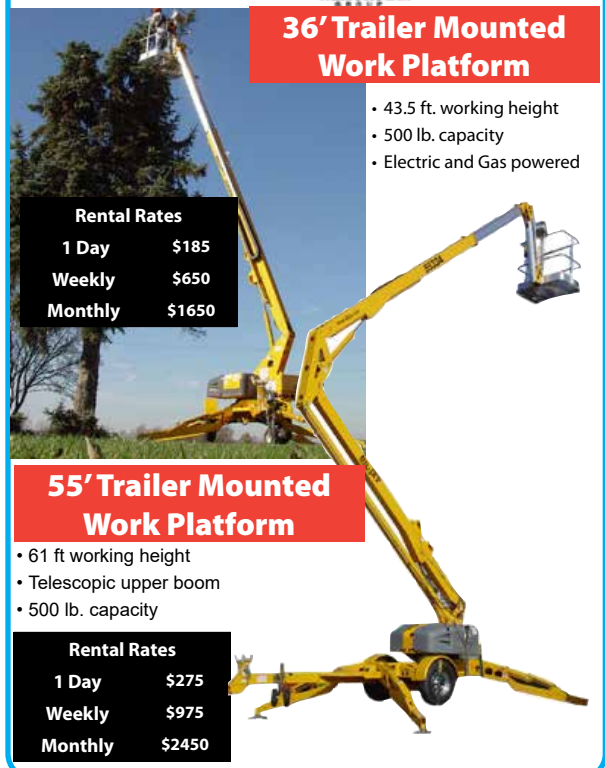
1 Day	\$185
Weekly	\$650
Monthly	\$1650

### 55' Trailer Mounted Work Platform

- 61 ft working height
- Telescopic upper boom
- 500 lb. capacity

#### Rental Rates

1 Day	\$275
Weekly	\$975
Monthly	\$2450



**Industry Leading Equipment • Competitive Rates • Jobsite Delivery**



## Air Equipment

### Air Compressors

	Day	Week	Month
Diesel, Tow Behind, 185 CFM	120	425	1485
Diesel, Tow Behind, 400 CFM	180	630	1575
Electric, Portable, 2 - 4 CFM, 2 HP	25	85	225
Gas, Portable, 7 - 13 CFM, 1½ HP	35	125	310

### Air Tools

	Day	Week	Month
30 LB. Pavement Breaker	40	140	325
60 LB. Pavement Breaker	40	140	325
90 LB. Pavement Breaker	40	140	325
62 LB. Rock Drill	60	210	525
30 LB. Demolition Tool (Rivet Buster)	45	160	385
20 LB. Chipping Hammer	25	85	210
Backfill Tamper	50	175	425
Air Impact ¾"	65	190	425
Sand Blaster 300 LB. Capacity Pot	105	375	945
Dowel Drill Single W/Dust Extraction	170	595	2170
Dowel Drill Dual W/Dust Extraction	290	1015	3600

### Air Tools - Steel

	Day	Week	Month
Asphalt Cutter	10.00	30.00	60.00
Chisel Bit, Narrow	6.50	9.75	24.50
Chisel, Wide 3"	6.50	9.75	24.50
Clay Spade, 5½"	10.00	30.00	60.00
Drill Steel 1' - 3'	5	15	45
Drill Steel 4' - 6'	8	23	68
Drill Steel 8'	15	45	135
Moil Point	6.50	9.75	24.50
Ground Rod Driver	5.50	8.25	20.50

### Air Tools - Accessories

	Day	Week	Month
Blowgun, ¾"	5	15	20
Hose, Air ¼" x 50'	7	25	60
Hose, Air ¾" x 50'	8	28	70

## Bobcat Skidloaders

	Day	Week	Month
MT120/MT100 Walk Behind Mini Track Loader, Diesel, 1000 LB. Capacity, 36" Bucket	225	785	1975
Track Loader, 48" ASV, 700 LB Capacity S530 Diesel, 1,750 LB. Capacity, 66" Smooth or Tooth Bucket	250	875	2185
T590 Track Loader, Diesel, 1,900 LB. Capacity, 68" Bucket	219	765	1915
T595 Track Loader with Cab, Diesel, 1,900 LB. Capacity, 68" Bucket	319	1115	2795
T770 Track Loader, Diesel, 3,000 LB. Capacity, 80" Bucket	355	1245	3195
T770 Track Loader with Cab, Diesel, 3,000 LB. Capacity, 80" Bucket	365	1250	3450
T770 Track Loader with Cab, Diesel, 3,000 LB. Capacity, 80" Bucket	395	1385	3575

## Bobcat Attachments

	Day	Week	Month
Auger, skidloader/trackloader	80	280	745
Auger, MT Series	55	190	475
Auger Bit, 6", 9", and 12"	35	125	315
Auger Bit, 15", 18", 24", 30", and 36"	60	210	525
Auger Extension, 10", 17", 24" Adjustable	25	90	225
Breaker, Hydraulic, 600 FT. LBS., Breaker For MT Series	190	665	1665
Concrete Bucket with Chute	190	625	1565
Drop Hammer	105	365	915
Grapple Bucket, 36" For MT Mini Loader	275	950	2375
Root Grapple Bucket, 66"	70	250	600
Pallet Forks, 36", Bobcat	85	295	750
Pallet Forks, 42"	50	175	440
Pallet Forks, 42", E Dingo	55	195	480
Pallet Forks, 42", E Dingo	55	175	440
Sweeper, 72" (plus Adttl core charge)	115	405	1015
Tiller For Mini Track Loader, 40"	85	295	750

Tiller For Skid/Track Loader, 76"  
Tires, Solid, set of 4  
Trencher 6" x 36" Depth for MT Series  
Trencher 8" x 48" Depth

110	385	950
70	280	800
80	280	700
125	435	1050

## Cleaning Equipment

### Pressure Washers

	Day	Week	Month
2500 PSI Cold Water, 5.5 HP Gas	70	255	645
3500 PSI Cold Water, 13 HP Gas	80	280	700
5000 PSI Cold Water, 24 HP Gas	150	525	1300
3000 PSI Hot Water, 13 HP Gas 0" Orbital Action Tip	150	525	1300
Sand Injector Kit	10	25	65
Extension Wand 6' - 18', 4000 PSI	15	45	135
Surface Cleaner For Pressure Washer	10	35	85
Hose, ¾" x 50', Water Hose	25	75	150
Hose, 1½" x 50', Washdown Hose	6	18	40
	10	35	75

### Floor Care

	Day	Week	Month
Carpet Cleaner 13" Path Upholstery Attachment	20	80	240
Floor Machine, 17"	5	15	35
20" Walk Behind Floor Scrubber	35	125	325
28" Walk Behind Floor Scrubber	80	280	700
32" Ride-on Floor Scrubber	130	475	1250
	215	750	1875

### Brushes Not Included in Floor Scrubber Rental

### Vacuums

	Day	Week	Month
Vacuum, 17 Gallon, Wet/Dry 300 CFM	25	95	325
Vacuum, 55 Gallon Drum	35	105	300

## Compaction Equipment

	Day	Week	Month
Vibratory Plate, 3300 LB. Force	55	195	485
Rammer (Jumping Jack)	55	195	485
Vibratory Trench Roller 33" With Remote, Sheepsfoot	225	780	2100
Vibratory Plate, Reversible, 18000 LB. Force	200	740	1850
Vibratory Roller - Walk Behind, 7 HP Diesel, 8000 LB. Force (Double Drum)	115	425	1095
Vibratory Roller - Ride-On, 16 HP Gas, 1½ Ton (Double Drum)	115	425	1095
Vibratory Roller - Ride-On, 3 Cyl. Diesel, 3 Ton (Double Drum)	215	650	1875
Walk Behind Smooth Drum Roller	115	425	1095

## Concrete Drills & Breakers

	Day	Week	Month
Core Drill Rig (Diamond Core Bits From 1½" - 12" Available)	65	225	565
Core Drill, Hand Held 1½" to 3" Capacity	65	225	565
Core Drill, Hand Held MX Fuel 1½" to 6" Capacity	55	195	485
Rotary Hammer, 7/8" (SDS)	15	55	145
Rotary Hammer, 1½" (Spline, SDS Max)	25	95	225
Demolition Hammer, 25 LB., Electric (SDS Max)	45	155	375
Paving Breaker, 65 LB. (Electric)	55	180	460
Paving Breaker, Cordless, MX Fuel	125	450	1125
Extension Cords 10/3, 50' and 100'	6	20	50

## Concrete Tools

	Day	Week	Month
Bull Float, 48"	12	36	75
Bull Float Handles	2	5	14
Chute 12' Aluminum	15	55	145
Chute 16' Aluminum	20	70	175
Chute 20' Aluminum	25	90	225
Rebar TwinTier Tool (Ties up to #7 x #7)	70	245	600
Rebar Tying Tool (Ties up to #9 x #10)	80	280	700

Rollerbug 36"  
Stamps, Various Patterns/Textures  
Sets Starting At  
Tamper, Jitter Bug, 48"  
Wheelbarrow Poly

10	35	85
140	500	1300
8	25	45
15	45	90

## Concrete Equipment

### Material Placement

	Day	Week	Month
Buggy, Gas Powered, 16 CU. FT.	85	295	750
Buggy, Propane Powered, 16 CU. FT.	135	475	1195
Buggy, Gas Powered, W/Tracks, 14 CU. FT.	175	625	1565
Buggy, Electric Powered, 16 CU. FT.	165	575	1450
Buggy, Electric Powered, 15 CU. FT. High Dump	300	1150	2975
Concrete Blanket 6' x 25' - 1 Week Min.	n/a	39	49
Concrete Blanket 12' x 25' - 1 Week Min	n/a	75	95
Concrete Bucket, 1 Yard or 3/4 Yard	80	280	700
Side Chute for 1 or 3/4 Yard Bucket	25	85	215
Concrete Bucket, 2 Yard	110	385	960
Side Chute for 2 Yard Bucket	25	85	215
Mini Grout Pump, Up To 3 GPM (Manual)	55	195	490
Mini Grout Pump, w/ Mixer (Pneumatic)	110	385	960
Conveyor, 28' Electric, Towable	155	560	1395
Water Tank, Hose To Go 3.65 Gallon	25	87.50	220
Power Sprayer, 25' Hose, Cure Sprayer	35	125	375
Screed, Roller (Roller Tubes Not Included)	100	350	875
Screed, Power, Hand Held with Screed Bar, 6' - 12'	75	250	600
Screed, Gas, with Winches Base Price 20 FT. Section, 1 Week Min. Additional Foot - up To 70 FT.	15	55	135
		520	1260
	5.75	17.25	46.00

### Surface Preparation

	Day	Week	Month
Concrete Planer, 8" (Plus Cutters) Gas/Elec	95	333	832
Concrete Planer Propane, 8" (Plus Cutters)	150	525	1325
Surface Grinder, 24" x 12", Electric	55	195	485
Surface Grinder, 24" x 12", Gas	50	175	455
Surface Grinder, 24" x 12", Propane	60	210	525
Surface Grinder, Electric, Single Head	45	160	405

### Trowel Machines

	Day	Week	Month
Troweling Machine, Mini, Gas, 24"	60	210	525
Troweling Machine, Gas, 36"	60	210	525
Troweling Machine, Gas, 46"	70	245	615
Troweling Machine, Propane, 36"	65	225	785
Troweling Machine, Ride-On, 34 HP Gas, 91" Non-Overlapping	250	875	2185
Troweling Machine, Ride-On, 40 HP Gas/Propane, 97.5" Non-Overlapping	430	1505	3765

### Blades Not Included in Trowel Machine Rental

### Vibrators

	Day	Week	Month
Vibrator, Hy Cycle, 20" Shaft	65	235	595
Vibrator, Electrical Shaft Type	30	105	260
Vibrator, Gas, Backpack	60	220	550

### Shaft And Head not Included in Vibrator Rental

## Drywall Equipment

	Day	Week	Month
Dolly, Drywall	20	60	140
Drywall Sander	30	105	250
Vacuum For Sander	25	85	200
Drywall Texture Gun	15	45	90
Panel Lift, Drywall 14'5" Max	45	185	395
Scaffolding, 6' Multi-Purpose Interior Multi-Purpose - 3' Pony Section	35	115	285
Multi-Purpose - Outriggers (4 per set)	15	30	90
Multi-Purpose - Guardrail & Toeboard	5	15	45
QuikDrive (Self-Feeding Magazine)	5	15	45
	30	100	250

## Dust Extraction

Day	Week	Month
-----	------	-------

St. Louis • Jefferson City • Jackson • Wentzville, MO • Troy, IL



Electric Breaker Attachment HDC400	15	52.50	135
Wall Mount for Rotary Hammer	10	25	55
1/4" - 2-5/8" HDC200			
Wall Mount for Rotary Hammer	10	25	55
2-1/4" - 6" HDC250			
Vac HEPA 300CFM 110V, Bosch GAS2017AH	65	225	575
Vac HEPA 125 CFM Bosch/Husqvarna/	45	175	400
EDCO/DeWalt, Filters and Bags Additional			
Vac T8600 700 CFM Propane Dust/Slurry	175	625	1575

### Excavation Tools & Equipment

<b>Augers</b>			
Day	Week	Month	
Auger 1 Man 2-3/8" - 8"	40	140	350
Auger 1 Man 4" - 12", Outrigger Type	60	225	595
Auger 2 Man 4" - 12"	50	180	450
Auger Bit - 6", 9", 12", 15", and 18"	20	60	180
Auger Bit -24", 30",and 36" Bits Additional	30	90	270

<b>Excavators</b>			
Day	Week	Month	
Excavator E20, 7'7" Max Depth, 12" and 20" Trenching Bucket	205	715	1795
Excavator E10, 6' Max Depth 8", 12" and 16" Trenching Bucket	175	615	1535
Excavator E35, 10' Max Depth 13", 18", 24" or 30" Trenching Bucket	275	960	2625
Excavator E35 with Cab, 10' Max Depth 13", 18", 24" or 30" Trenching Bucket	305	1065	2950
Excavator E35 with Cab, 11'1" Max Depth 13", 18", 24" or 30" Trenching Bucket	335	1175	2950
Auger for excavator	80	280	745
Grapple for E35 use with thumb	60	210	525
Excavator E50, 11'6" Max Depth 12", 24", or 36" Trenching Bucket	335	1175	2950

<b>Trenchers</b>			
Day	Week	Month	
Trencher, 5" x 30" Walk Behind w/Tracks	160	560	1400
Trencher, 6" x 36" Walk Behind w/Tracks	180	630	1575

Trailers Available

### Fastening Equipment

Day	Week	Month	
Finish Nailer or Stapler, Air	30	105	265
Flooring Nailer or Stapler, Air	35	140	350
Framing Nailer, Air	25	85	215
Positive Placement Nail Gun, Air	35	125	315
Roofing Nailer, Air	25	85	215
Trimpulse Airless Finish Nailer Kit	30	105	265
Trimpulse Airless Angled Finish Nailer	30	105	265
Impulse Airless Framing Nailer Kit	35	140	350
Powder Actuated, Semi-Auto 27 Caliber	25	75	225
Siding Nailer, Coil Pneumatic 2-1/2" Cap.	35	125	295

### Floor Care Tools

Day	Week	Month	
Carpet Cleaner/Extractor, 16"	50	175	450
Carpet Dryer	20	70	175
Upholstery Attachment	5	15	35

#### Brushes Not Included in Floor Scrubber Rental

Roller, 100 LB. Linoleum/Tile	15	45	90
Floor Stripper, Vinyl - Push Type	55	190	475
Floor Stripper, Vinyl - Self Propelled	130	455	1150
26" Flooring Stripper - Electric Rideon	455	1600	4050
Tile Stripper CTS-12	90	315	785

#### Blades Not Included in Floor Stripper Rental

<b>Sanders</b>			
Day	Week	Month	
Edger, 7" with Dust Collector	25	85	215
8" Drum Sander with Dust Collector	30	105	295
Floor Sander, 17" Disc	30	110	325
Orbital Sander, 12" x 18" w/ Dust Collector	45	180	450

<b>Tile Cutters and Saws</b>			
Day	Week	Month	
Tile Cutter, "Dual Bar" 12" Capacity	15	45	90

Tile Saw, Electric 10" Blade (18" Capacity/12" Diagonal)	60	250	525
--	----	-----	-----

### Surface Grinders

Day	Week	Month	
Surface Grinder, Electric, Single Head	45	160	405
Surface Grinder, Gas	50	175	455
Surface Grinder, Propane	60	210	525
Grinder, 11" Diamond, Inserts additional	65	225	575
Surface Grinder, 8" Diamond Disc	150	525	1325
Husqvarna PG280 Surface Grinder Electric	65	225	575
Husqvarna PG450 Planetary Surface Grinder, Electric	125	450	1125
Husqvarna PG510 Planetary Surface Grinder, Electric	155	545	1375

### Generators

Day	Week	Month	
2000 Watts, Gas, Inverter GFCI	35	125	310
2500 Watts, Gas	35	125	310
6000 Watts, Gas, Auto Idle	60	210	525
15000 Watts, Gas, Wheel Kit	100	300	900

### Tow Behind Generators

Day	Week	Month	
10000 Watts, Diesel, Generator/Welder	95	335	850
15000 Watts Max, Diesel, 240 Single Phase	100	300	900
20000 Watts Max, Diesel, 480 3 Phase	115	345	1075
64000 Watts Max, Diesel	195	650	1865
Distribution Box	75	250	650
Spider Box	35	100	250

### Heaters

Day	Week	Month	
155,000 BTU, Forced Air, LP	30	95	225
375,000 BTU, Forced Air, LP	40	140	350
220,000 BTU, Convection, LP	15	45	100
150,000-165,000 BTU, Forced Air, Kerosene	30	95	225
170,000 BTU, Tent Event LP	75	265	675
400,000 BTU, Indirect Heater, Diesel	135	325	1095

### Ladders And Scaffolding

<b>Scaffolding</b>			
Day	Week	Month	
Scaffolding, 6' Multi-Purpose Interior	35	115	285
Multi-Purpose - 3' Pony Section	15	30	90
Multi-Purpose - Outriggers (4 per set)	5	15	45
Multi-Purpose - Guardrail & Toeboard	5	15	45

<b>Ladders</b>			
Day	Week	Month	
Step Ladder, 8' Fiberglass	12	40	100
Step Ladder, 12' Fiberglass	15	55	135
Step Ladder, 16' Fiberglass	25	87.50	225
Extension Ladder, 24' Aluminum	15	50	125
Extension Ladder, 28' Aluminum	20	65	155
Extension Ladder, 32' Aluminum	20	65	155
Extension Ladder, 36' Aluminum	25	85	225
Extension Ladder, 40' Aluminum	30	105	265
Ladder Jacks, Pair	10	35	75
Aluminum Stage, 2-Man 12" x 12'	15	55	135
Aluminum Stage, 2-Man 20" x 16'	25	85	225
Aluminum Stage, 2-Man 20" x 20'	35	125	295
Aluminum Stage, 2-Man 20" x 24'	35	115	295

### Lawn, Garden, & Landscaping

<b>Lawn Care</b>			
Day	Week	Month	
Aerator, Walk Behind Type	80	295	795
Aerator, Tow Behind	80	295	795
Walk Behind Blower	65	225	565
Walk Behind 24" Brush Cutter	65	225	565
Broadcast Seed Spreader	15	35	75
Brush Cutter/String Trimmer	50	175	350
Blower, Gas, Backpack Style	50	175	400
Kubota Tractor with 44 HP Diesel	199	700	1750
Lawn Roller	10	30	60
Log Splitter, Vertical/Horizontal	95	335	850

Power Rake	50	175	370
Power Rake With Bag	55	195	450
Power Slicer With Seeder	65	225	565
Sod Cutter, Self-Propelled, 18"	105	380	950
Roto Tiller, 4 HP	45	150	300
Roto Tiller, Front Tine, 5.5 HP	55	190	425
Roto Tiller, Rear Tine, Self-Propelled	75	225	565
Roto Tiller, Rear Tine, Self Propelled Large	105	375	950
Straw Blowers, Towable	175	625	1575

### Tree Care

Day	Week	Month	
Chain Saw, 16" Bar - Chain Additional	45	160	320
Chain Saw, 18" Bar - Chain Additional	50	175	360
Chain Saw, 24" Bar - Chain Additional	65	230	575
Chipper, 6", 25 HP Gas, Tow Behind	215	675	1675
Chipper, 12", 102 HP Diesel, Tow Behind	415	1390	3475
Pole Pruner, Chain Additional	45	155	375
Stump Grinder with tracks	165	585	1475

### Levels And Transits

Day	Week	Month	
Sewer Laser Package	100	325	725
Laser with Receiver	50	225	675
LR20 Receiver with Mount	45	165	425
Laser Sensor	20	60	180
Level Kit	30	105	265
Transit	50	175	395
Site Rod	5	15	30
Tripod	5	15	40

### Lifting And Hoisting Equipment

Day	Week	Month	
Aerial Work Platform, 30'	125	435	1095
Boom Lift, 55' Articulating, w/outriggers, 4 X 4, Dual Fuel, Self Propelled	325	1150	2875
Boom Lift, 45' Articulating, 4 X 4, Dual Fuel, Self Propelled	295	995	2395
Boom Lift, 55'/50' Articulating, Electric/Gas, Towable	275	975	2450
Boom Lift, 36' Telescopic, Electric/Gas, Towable	185	650	1650
Boom Lift, 33' Articulating, Electric	225	750	1700
Boom Lift, 65' Telescopic, 4 X 4 Diesel	375	1350	3175
Scissor, 19' H x 30" W, Electric	95	299	699
Scissor, 26' H x 46" W, Electric	115	405	995
Scissor, 33' H x 68" W, Diesel, Rough Terrain with Outriggers	225	795	1995

### Material Lifts

Day	Week	Month	
Contractor Lift, 24' 650 LB. Capacity	55	195	490
Drywall/Panel Lift, 150 LB. Capacity	45	195	395

### Material Placement


Day	Week	Month	
Pallet Jack, Manual, 5500 LB. Capacity	35	125	315
Fork Lift, Propane, 5000 LB. Capacity	225	715	1775
Fork Lift, Propane, 6000 LB. Capacity	250	875	2195

### Lighting Equipment

Arrow Board, Solar Powered	55	195	495
Portable Light Stand, LED 25' Mast, Needs 110V	75	265	675
Glo Bug	75	225	700
Light Plant, Diesel, (4) 1000 Watt, 30' Tower and 6000 Watt Generator	125	435	1095

### Miscellaneous

Air Scrubber, 1200 CFM HEPA	65	225	575
Dust Suppressor, Skid Mounted, 240V, 3PH	285	995	2595
1-1/2" Backflow Preventor	85	295	735
Blower, 8" Ventilating, Electric	30	105	295
Blower, 8" Ventilating, Gas	40	140	420
Billy Goat Walk Behind Blower 205 MPH	65	225	565
Barricade	5	5	18



St. Louis

(314) 544-1214 (800) 542-1214

Jefferson City

(573) 893-8786 (800) 345-9154

Jackson

(573) 204-0100 (800) 599-9154

Wentzville

(636) 327-8877 (888) 999-6883

Troy, IL

(618) 288-3400 (888) 315-1100



With Light	7	28	
Dehumidifier 130 PPD Max	65	225	575
Looper Cone with Base	6.70	7.00	29.00
Epoxy Gun, Manual Dual Component	10	25	65
Dolly, Appliance, 600 LB. Capacity	15	55	110
Dolly, Vending Machine, 1200 LB Capacity	20	75	210
Vending Machine Dolly, HD, 1800 LB Cap.	50	175	450
Dolly, 4 Wheel, 900 LB. Capacity, 18" x 30"	15	55	110
Fan, 42" Ventilation	20	80	240
Ground Protection Mat, 4' x 8' White 3'x8'	12.50	45	115
Locator, Pipe and Cable	75	265	675
Magnetic Sweeper, 24"	20	60	175
Message Board, Variable	300	765	2250
Metal Detector	30	105	250
Moisture Meter Dri-Eaz F488	45	165	415
Personnel Carrier, 4 seat 4X4	95	295	825
Pipe Threader, 1/2"-2" Capacity, Electric	65	205	515
Dies Must Be Purchased			
Pipe Threader, 1/2"-2" Capacity, Manual,	15	55	145
Dies Must Be Purchased			
Siding Brake, 10'-6" and 12'-6"	35	125	315
Spot Cooler	40	170	525
Stripe Machine	15	45	150
Trackout Control Mat FODS 7' x 12'	35	110	275
Trash Cart, 1/2 Yard	20	75	210
Trash Chute 30" x 4' Sections	15	30	60
Abrasive Blasters, 300 LB. Capacity Pot	95	335	850
Soil Pipe Cutter, 1-1/2" - 6" Capacity	20	75	225
Rebar Tying Tool (ties up to #7 x #7)	65	225	565
Rebar Tying Tool (ties up to #9 x #10)	75	275	700
Weed Burner	10	35	75

### Mixers

	Day	Week	Month
Concrete, Electric, 3 Cu.Ft.	30	95	245
Concrete, Gas, 9 Cu.Ft.	65	230	575
Mortar, Gas, 7 Cu. Ft. or 9 Cu.Ft.	65	230	575
"Cool Deck" Mixer	100	350	890

### Plumbing Equipment

	Day	Week	Month
Drain Cleaner, Electric, 25', Drill Type	25	75	215
Sewer Cleaner, Electric, 1/2" x 50'	45	180	450
Sewer Cleaner, Electric, 3/4" or 5/8" x 100'	55	195	375

### Power Tools

	Day	Week	Month
Band Saw, Portable	35	105	300

Drill, Right Angle	25	85	200
Grinder, 9"	15	55	130
Impact Wrench, 1/2" Electric	15	55	130
Impact Wrench, 3/4" Air	65	190	425
Magnetic Drill Press, 3/4" Chuck	65	225	565
Quik Drive Screwgun with Extension	30	100	250

### Pumps

	Day	Week	Month
3/4" - 1" Submersible, Electric	10	35	85
2" Submersible Centrifugal, Electric	20	70	175
2" Submersible Trash, Electric	35	125	315
2" Trash, Gas	40	140	350
3" Trash, Gas	45	165	425
4" Trash, Gas	75	240	525

Hose Additional For Pump Rental

### Saws

	Day	Week	Month
Band Saw - Portable	35	105	300
Chop Saw, 14" Guard	15	50	125
Circular Saw, 7 1/4" Guard	10	35	85
Circular Saw, 16-5/16" Guard	50	175	450
Reciprocating Saw	15	55	110

#### Early Entry Saws

	Day	Week	Month
"Core Cut" 6" Early Entry Electric Saw	80	280	700
"Soff-Cut" X150 6" Prowler, Push Type	80	280	700
"Soff-Cut" X150D, Push Type, Decorative	100	350	900
"Soff-Cut", 13 1/2" Gas, Self-Propelled	230	805	2010

#### Walk Behind Saws

	Day	Week	Month
Concrete Saw, 18" Electric, Push Type	75	265	675
230V-1 Phase 19.8 AMP			
Concrete Saw, 13 HP, Gas, Push Type,	65	250	625
18" Guard			
Concrete Saw, 20 HP, Gas, Self-Propelled	80	275	695
20" Guard			
Concrete Saw, 20 HP, Propane,	125	450	1125
Self-Propelled 20" Guard			
Concrete Saw, 35 HP or 48 HP, Diesel,	125	440	1100
Self-Propelled 26" Guard			
Concrete Saw, 66 HP or 70 HP, Diesel,	165	580	1450
Self-Propelled 36" Guard			
Water Tank, 425 Gallon with	45	157.50	395
3/4" Hose Adapter			

#### Hand Held Concrete Saws

	Day	Week	Month
Cut Off Saw, Electric, 14" Guard	65	230	575
Cut Off Saw, Gas, 14" Guard	65	230	575

Cut Off Saw, Cordless, MX Fuel 14"	105	375	945
C concrete Chainsaw, Rock Boss, Bar Chain	100	350	875
Additional			
Hydraulic Ring Saw, 10" Cutting Depth,	300	1050	2625
With Gas Power Pack			

#### Masonry and Tile Saws

	Day	Week	Month
Masonry Saw, Gas or Electric	55	195	540
Masonry Saw, 14" Dustless w/cart & table	75	265	675
Tile Saw, Electric 10", Includes Blade	60	250	525
(18" Capacity/12" Diagonal)			

### Trailers

	Day	Week	Month
Tilt Bed, 5250 Lbs., 6' x 10'	50	195	365
Dump, 8000 Lbs., 8' x 12' with 3' Sides	125	450	1125
Flat, 8900 Lbs., 75" x 16' or 81" x 18'	60	235	685
Cargo Trailer, 2 Ton Max, 6'X10' 36" Sides	75	275	695

### Welders

	Day	Week	Month
130 Amp, 110 Volt "MIG" Welder	45	160	560
250 Amp, AC/DC, 8000 Watt, Gas	65	220	550
300 Amp, AC/DC, 10000 Watt, Diesel	95	335	850





**POWER TO CORE**  
**6" HOLES**  
IN REINFORCED CONCRETE



AMERICA'S 250th ANNIVERSARY





**Package**

- Compressor
- Breaker 60 - 90 lb.
- 50' Air Hose
- Oiler
- Whip Hose
- Air Velocity Fuse

**\$150<sup>00</sup>**  
**One Day**  
185 CFM

Points And Chisels \$6.50 Each Per Day

St. Louis • Jefferson City • Jackson • Wentzville, MO • Troy, IL



Monday - Friday 7am - 5pm, Saturday 8am - 12pm  
Rates Subject To Change Without Notice